




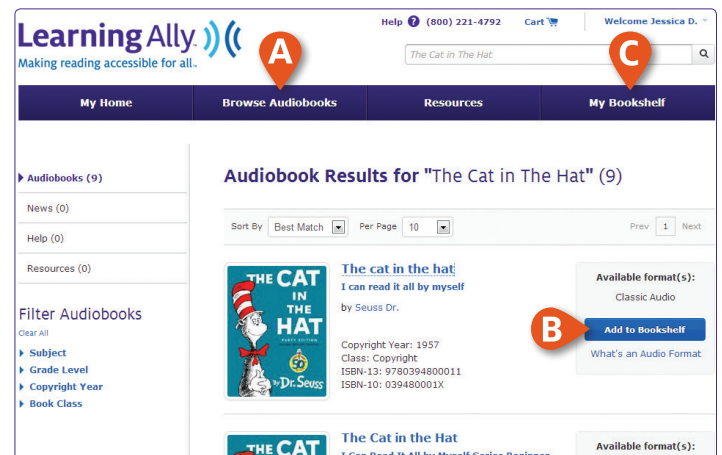
# How to Use Learning Ally Audiobooks on Your PC or Mac

Downloading and reading audiobooks from Learning Ally is simple. Just follow these steps and you'll be reading in no time!



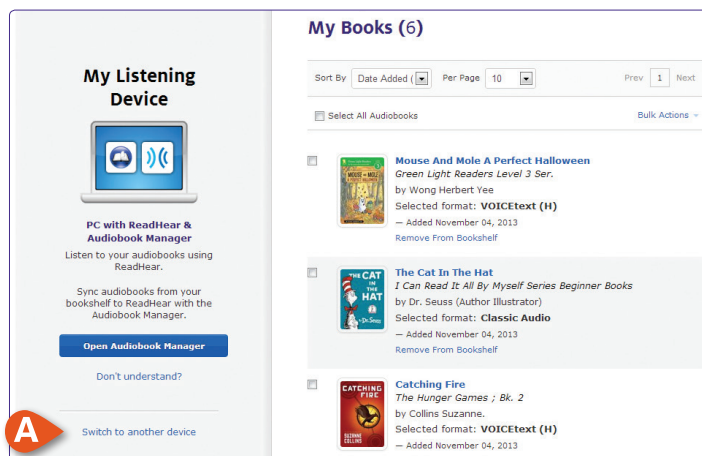
## STEP 1: LOG IN

A. Log into [LEARNINGALLY.ORG](https://www.learningally.org).



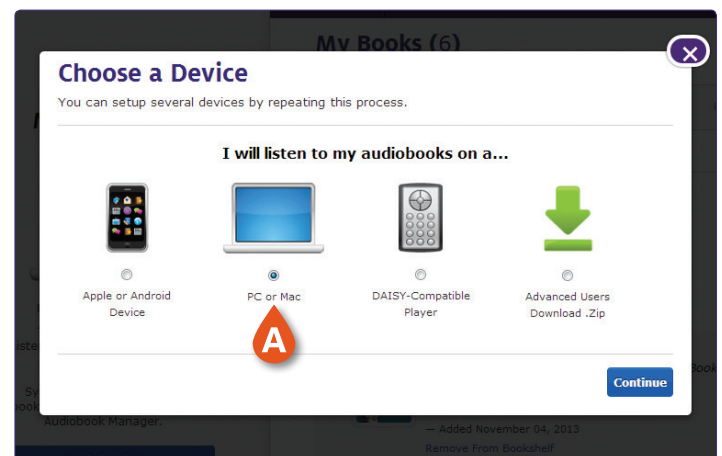
## STEP 2: ADDING BOOKS

- A. BROWSE for books, e.g. *The Cat In The Hat*.  
 B. ADD books to bookshelf.  
 C. Go to MY BOOKSHELF.



## STEP 3: SET UP LISTENING DEVICE

- A. In left sidebar, click CONTINUE or SWITCH TO ANOTHER DEVICE.  
 NOTE: First-time users will click CONTINUE, then click CHOOSE A DEVICE.

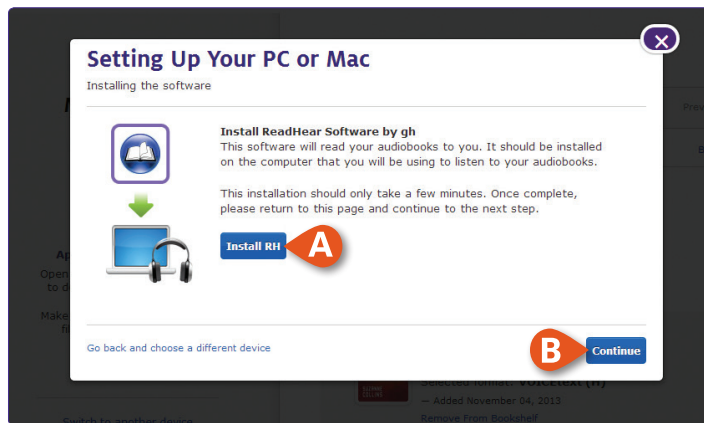


## STEP 4: CHOOSE A DEVICE

- A. Select PC or MAC.

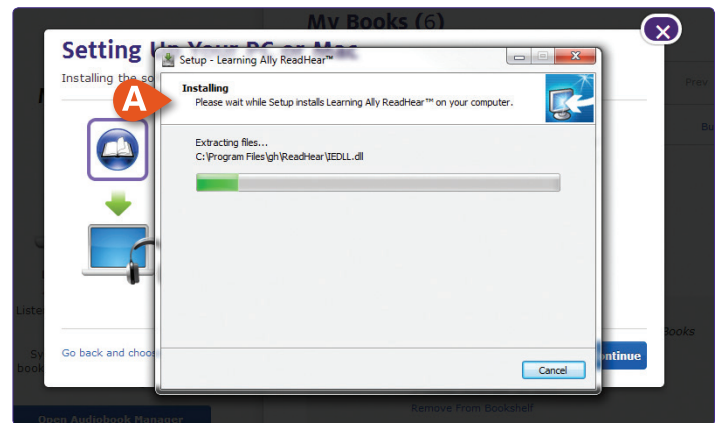
FOR ASSISTANCE, CONTACT CUSTOMER SERVICE  
 MONDAY THROUGH FRIDAY, 8:30 AM – 8:00 PM ET, 800.221.4792

# How to Use Learning Ally Audiobooks on Your PC or Mac



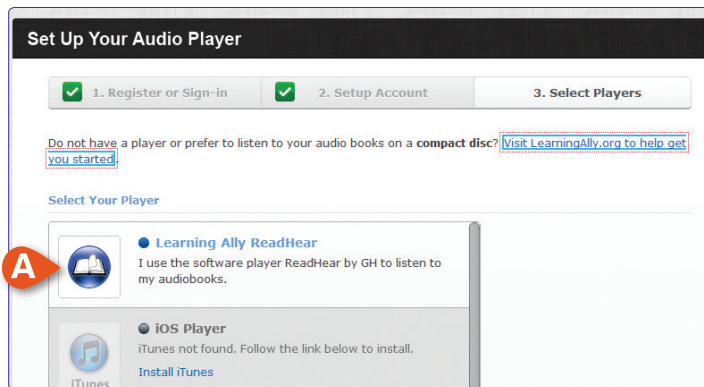
## STEP 5: INSTALL READHEAR SOFTWARE

- A. Click **INSTALL RH**. Complete download and run the installer.
- B. After ReadHear installation is complete, click **CONTINUE**.



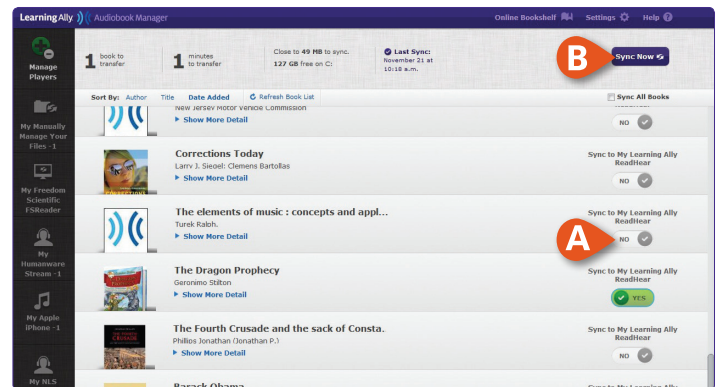
## STEP 6: INSTALL LAAM

- A. Install **LEARNING ALLY AUDIOBOOK MANAGER (LAAM)**. After the files are extracted press **RUN** when prompted.



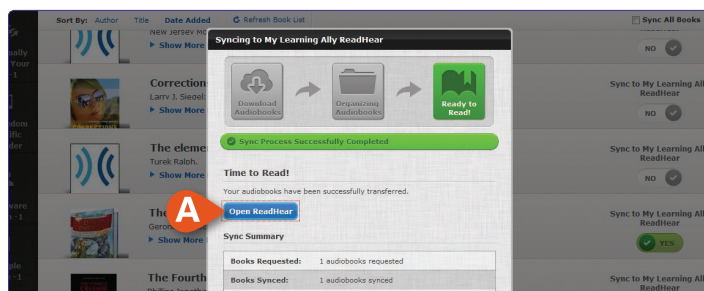
## STEP 7: SET UP AUDIO PLAYER

- A. **LAAM** opens automatically after set up is complete. Select **LEARNING ALLY READHEAR** as your player.



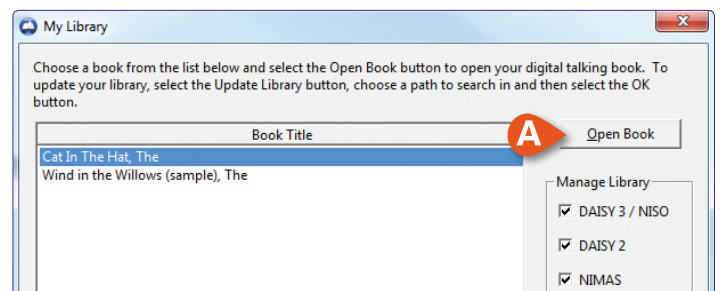
## STEP 8: SYNC BOOKS

- A. Click **NO** next to the book you would like to sync. It will toggle to **YES**.
- B. Click **SYNC NOW** to move your books from your bookshelf to the ReadHear application.



## STEP 9: OPEN READHEAR

- A. When download is complete, click on **OPEN READHEAR**.



## STEP 10: LISTEN AND ENJOY

- B. Select your book title and click **OPEN BOOK**. Enjoy learning through listening!

# Audiobook Listening Tips

**A well-designed reading program using Learning Ally audiobooks can help a child with a print-based disability get on track over time.**

- 1 Choose audiobooks that your child will like reading.** Enjoyment is critical. In addition, choose audiobooks that your child can use for school. You'll create a pleasurable, productive learning experience.
- 2 Make listening a habit.** See that your child reads with audiobooks at least three times a week. Like exercise, listening to audiobooks regularly gets the best results.
- 3 Encourage your child to stick with it.** While some children take to audiobooks immediately, for some it takes three to five audiobooks to get comfortable with the experience of learning through listening.
- 4 Read the text and listen at the same time to build reading skills.** We have more than 2,000 VOICEtext titles, with included text that's highlighted as it's being read. This builds vocabulary, decoding skills and general reading comprehension, and it helps build an ear for fluency and expression.
- 5 Reinforce the idea that listening is reading.** There's more than one way to read, and listening offers your child real advantages, such as being able to engage with a voice, which boosts emotional involvement and lengthens attention span.
- 6 Read ... and re-read.** By reading a book multiple times, your child builds fluency, reinforces key concepts and comprehends more.
- 7 Give your child specific questions to answer after listening.** Or ask her to predict what will happen next in the story. This trains her to listen with a purpose, and it encourages her to think about and organize what she's read.
- 8 Provide a welcoming reading environment.** Find a quiet place that optimizes listening, with few distractions that interrupt reading and learning.

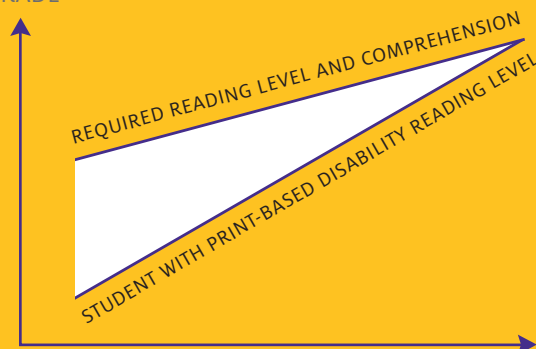
**FOR ASSISTANCE,  
CONTACT US  
MONDAY THROUGH  
FRIDAY  
8:30 AM – 8:00 PM ET  
800.221.4792**



## Audiobooks fill the gap

Audiobooks provide an essential role in helping students with print-based disabilities “fill the gap” in learning and avoid falling further behind in school. By using information expressed in a different format, a child can learn and grow confident in his capabilities, reinforcing the power of achievement in school and beyond.

READING LEVEL/  
GRADE



**Over time, audiobooks allow students to catch up and keep with their reading — and learning.**